

2022

USE OF FORCE IN TENNESSEE

- *DEADLY FORCE*
- *SERIOUS INJURIES*
- *FIREARMS DISCHARGED*



A PUBLICATION OF THE TENNESSEE BUREAU OF INVESTIGATION

STATISTICAL ANALYSIS CENTER | CJIS SUPPORT CENTER



BILL LEE
Governor

TENNESSEE BUREAU OF INVESTIGATION

901 R.S. Gass Boulevard
Nashville, Tennessee 37216-2639
(615) 744-4000
Facsimile (615) 744-4500
TDD (615) 744-4001



DAVID B. RAUSCH
Director

June 26, 2023

Ladies and Gentlemen:

The Tennessee Bureau of Investigation would like to present the 2022 Use of Force report. This publication which satisfies the requirements set forth in Tennessee Code Annotated, § 38-8-130, has been produced by the Tennessee Bureau of Investigation's CJIS Support Center, and provides information on qualifying incidents as submitted by the state's law enforcement agencies to the TBI through the CrimeInsight Portal.

I am very proud of the efforts of all participating law enforcement agencies in the state to provide the data necessary to produce this report. Our combined efforts have resulted in a successful reporting program and the relationships necessary to produce a report of this nature.

Sincerely,

A handwritten signature in blue ink, appearing to read "D. Rausch".

David B. Rausch
Director



INTERNATIONALLY ACCREDITED SINCE 1994

INTRODUCTION

Annually, the TBI's Criminal Justice Information Services (CJIS) Division collects crime data through the Tennessee Incident Based Reporting System (TIBRS). However, Use of Force incidents fall outside the scope of TIBRS and are therefore collected in the CrimeInsight portal using the appropriate web entry utility.

According to TCA § 38-8-130, law enforcement agencies are required to “establish a use of force reporting system that allows for the agency to effectively review and analyze all use of force incidents.” From the data collected pursuant to this statute, the TBI is able to compile all submitted information to put together a statewide report to be released publicly and to the legislature. The TBI has participated in the National Use of Force data collection since 2017.

With current collection criteria, Use of Force incidents may be separated into three categories: The Death of a person due to law enforcement use of force, the serious injury of a person due to law enforcement use of force, and the discharge of a firearm by law enforcement at a person not resulting in death or serious injuries. For the purposes of data reported, serious bodily injury is defined by 18 United States Code Section 2246 (4) as “bodily injury that involves substantial risk of death, unconsciousness, protracted and obvious disfigurement, or protracted loss or impairment of the function of a bodily member, organ, or mental faculty.” Please note that this data is examining only use of force incidents made outside of correctional facilities. For data regarding that, please refer to the Law-Enforcement Related Deaths publication which contains information pertaining to deaths in custody.

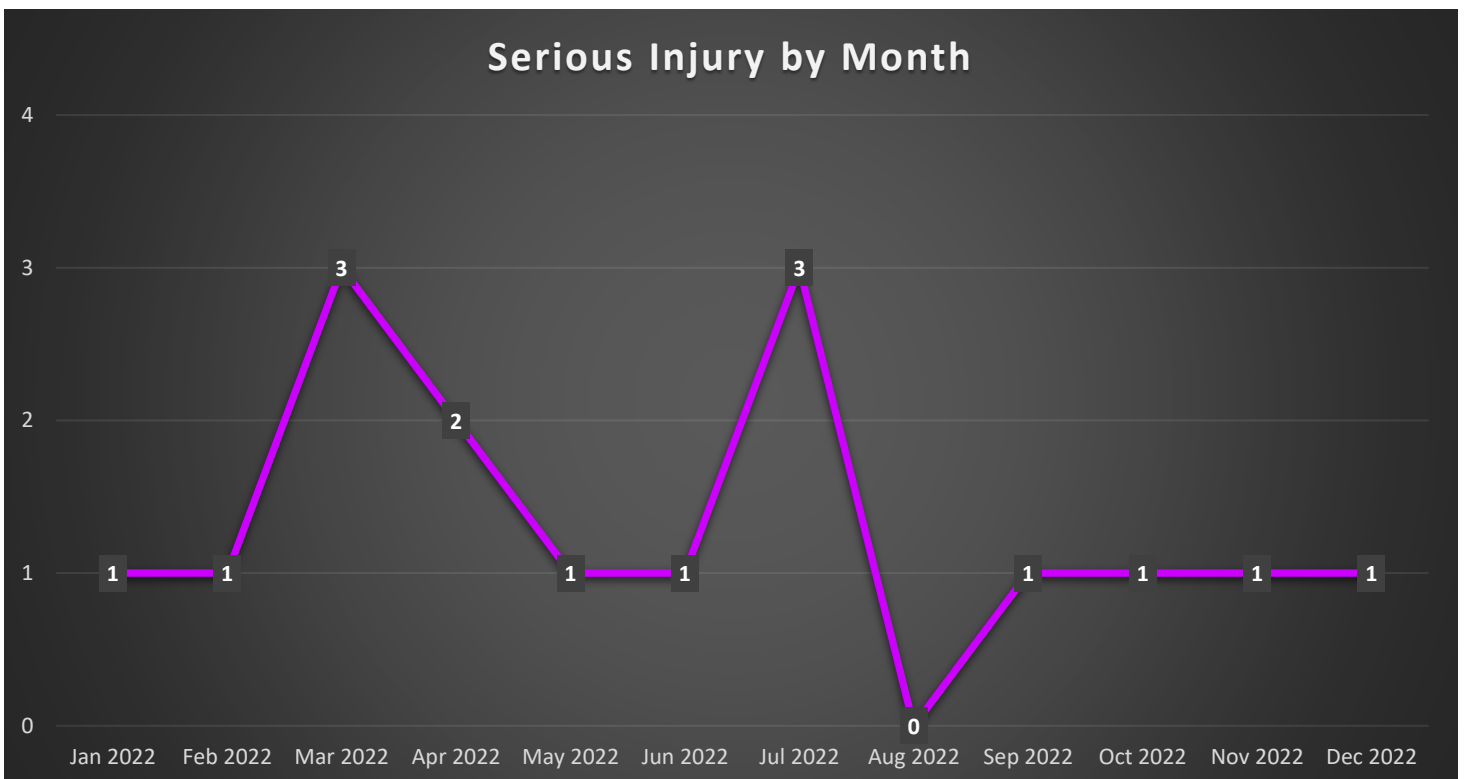
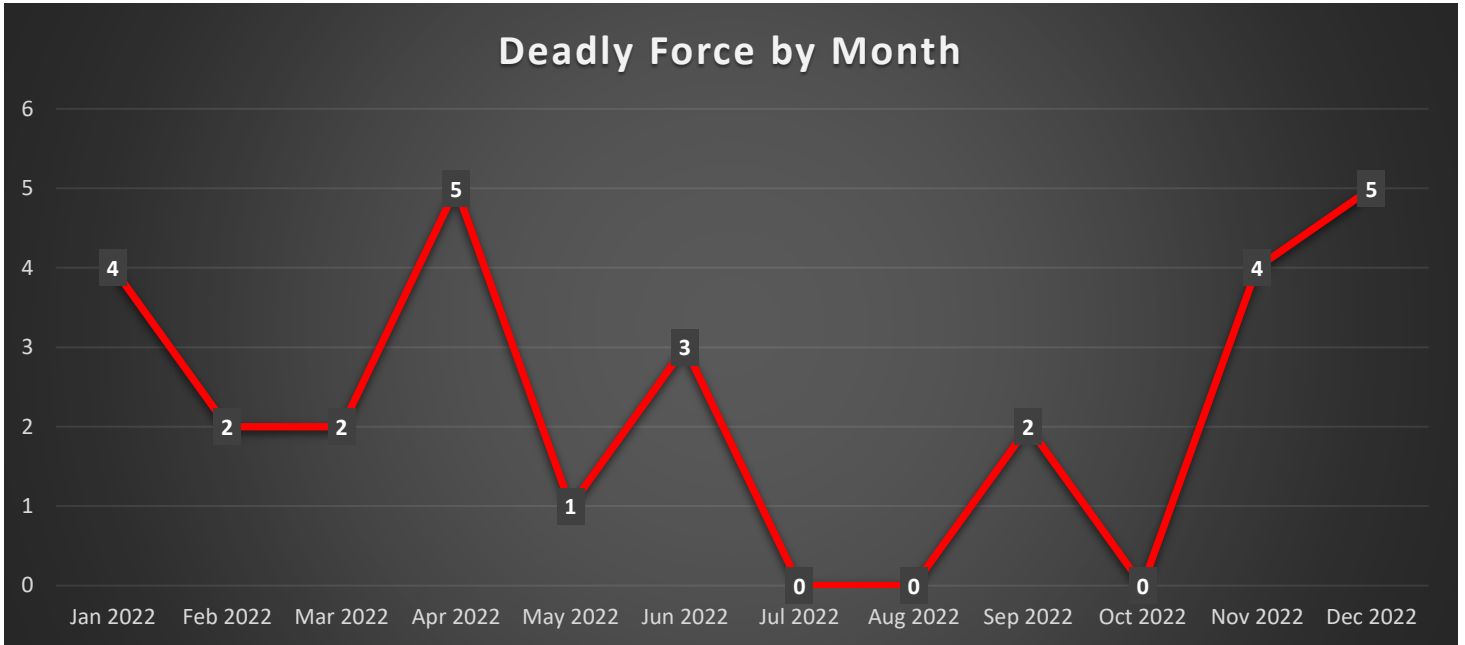
METHODOLOGY

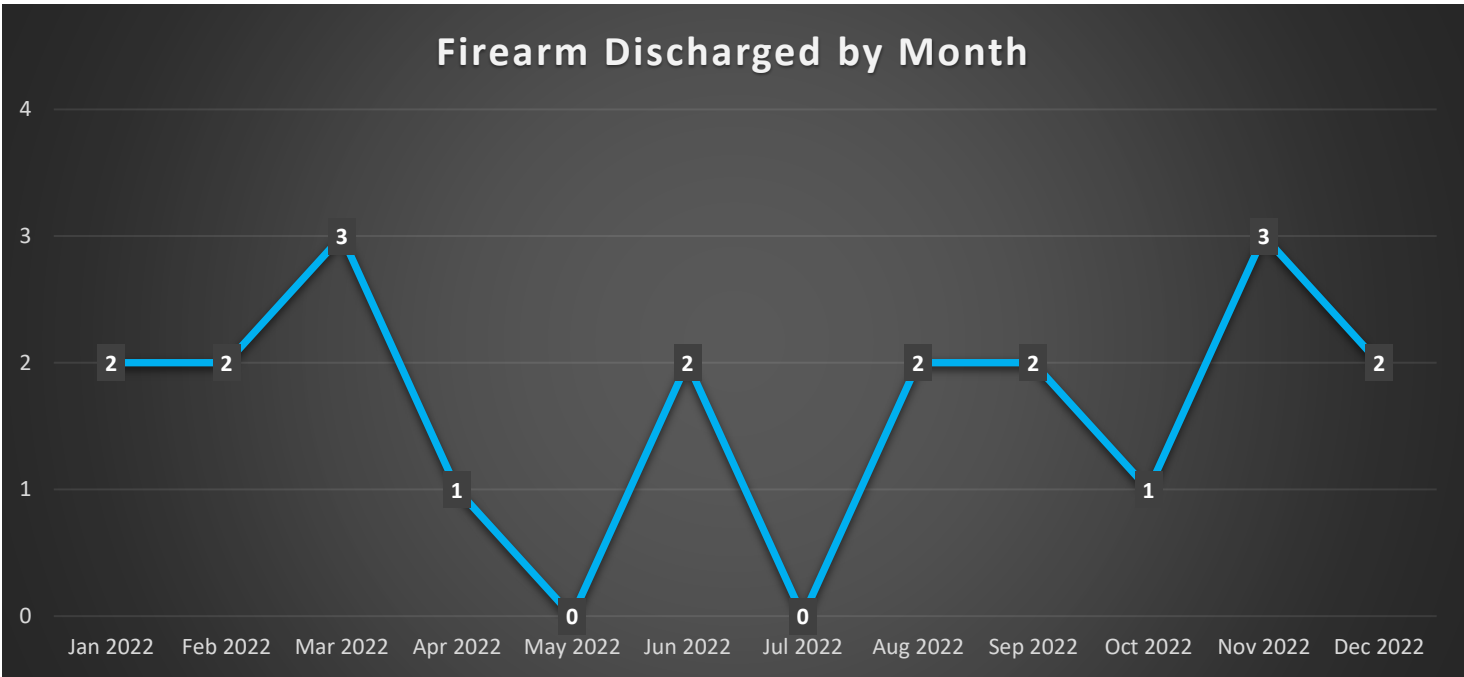
Each employing agency is responsible for submitting a report for its own officers connected to incidents meeting the criteria of data collection. The data in this publication is submitted to the TBI by their respective agencies. TBI does not edit or alter this data in any way, all data is presented as it was received.

Note: All data used in this publication was retrieved on 6/7/2023. As agencies continue to update their records, there is a possibility that numbers may change. Although a change may occur, this report will not be updated.

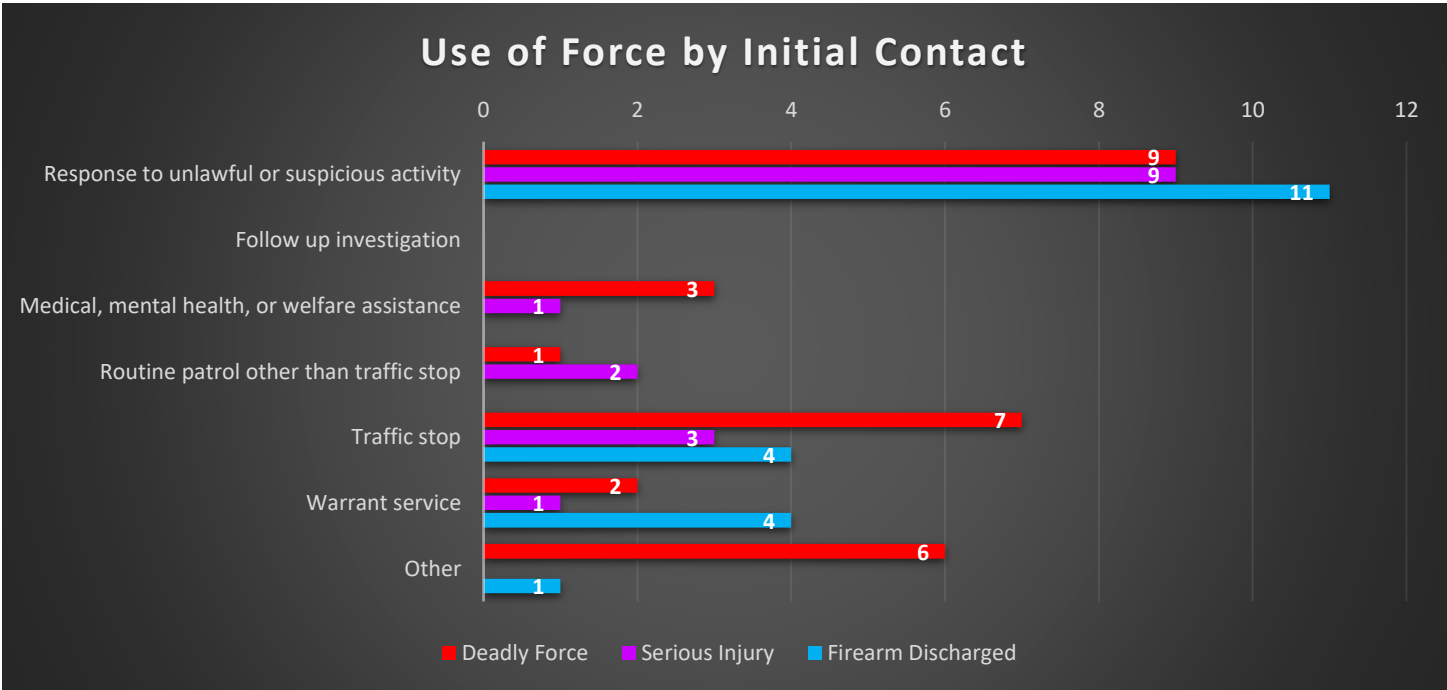
USE OF FORCE IN 2022

As noted above, the incident categories for use of force are death of a person due to use of force, serious injury of a person due to law enforcement use of force, and discharge of a firearm by law enforcement at a person not resulting in death or serious injury. To make data more legible, these categories will be referred to as Deadly Force, Serious Injury, and Firearm Discharged respectively for the remainder of the publication. In 2022, a total of 64 Use of Force incidents were reported, the breakdown of type by month is illustrated below.

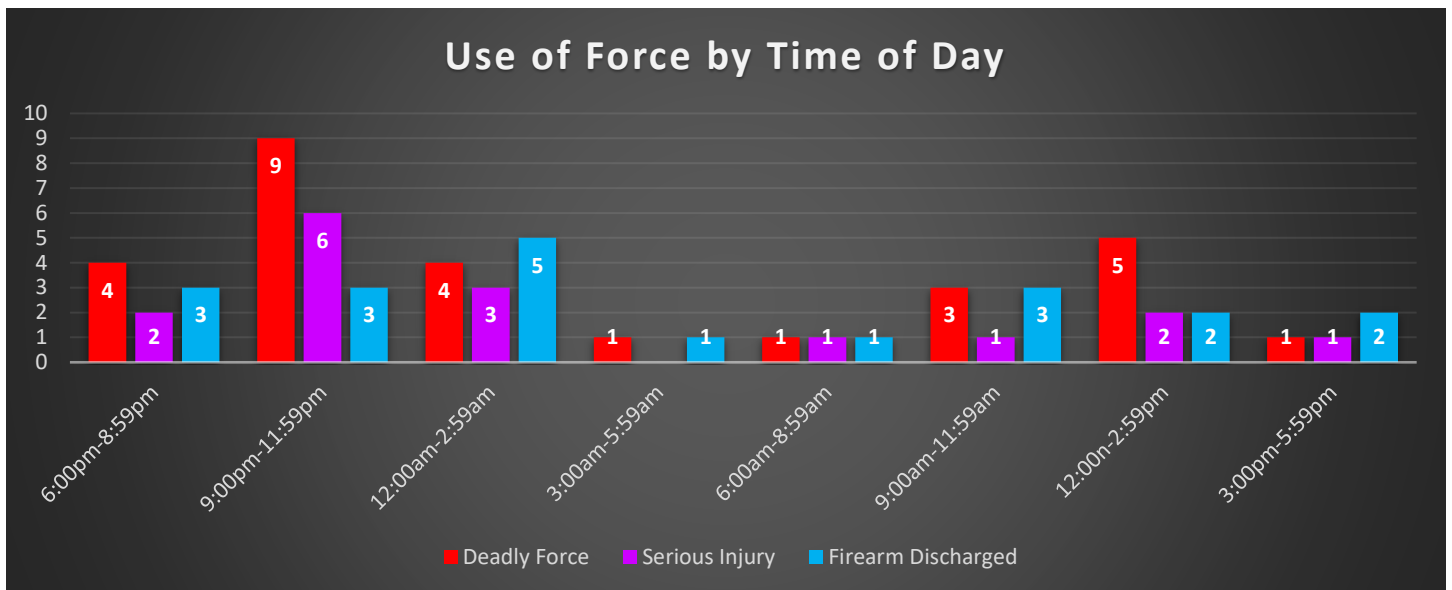




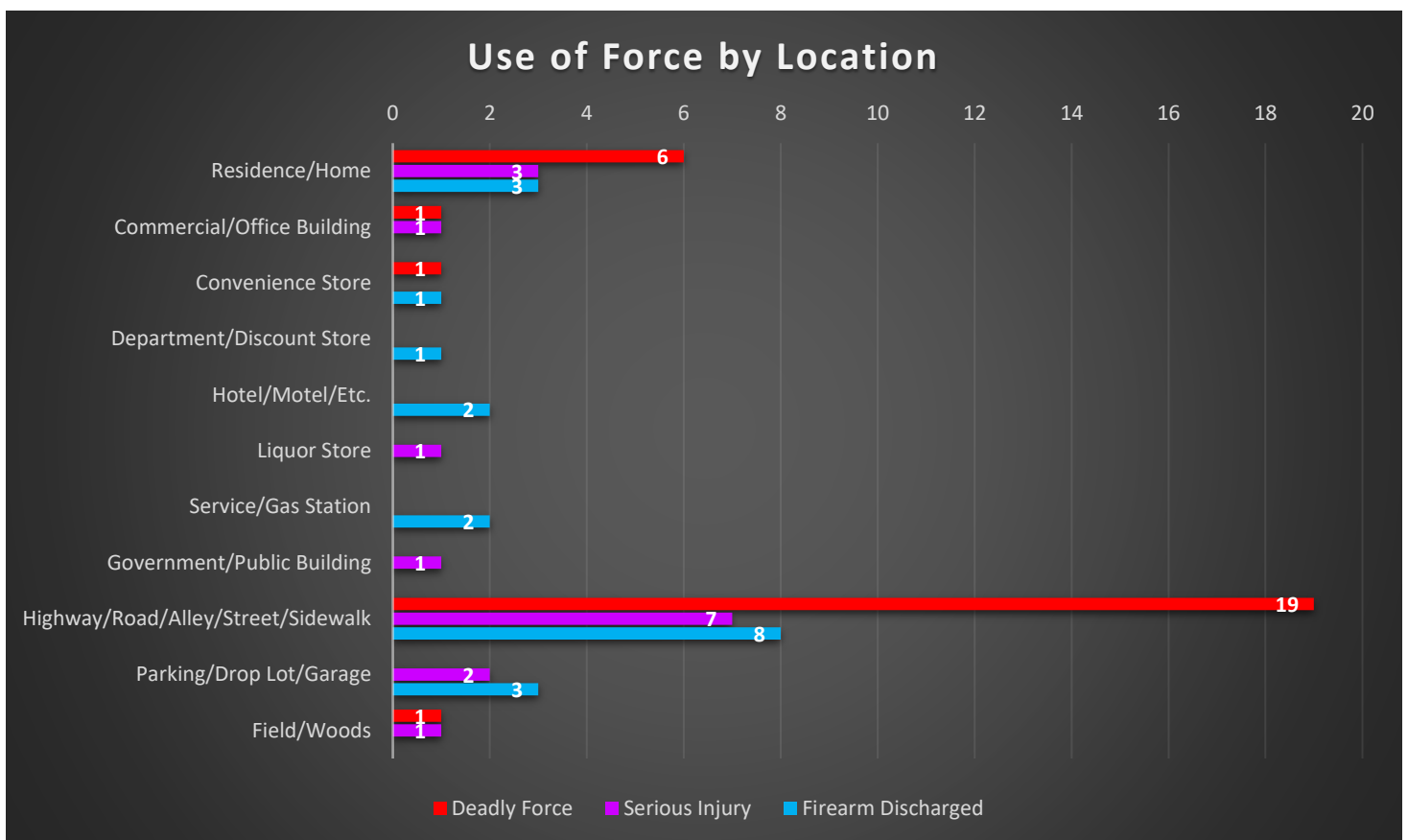
In 2022, 43.75% of Use of Force incidents were Deadly Force, 25.00% were Serious Injury, and 31.25% were Firearm Discharged. By examining the different types of Use of Force incidents by month throughout 2022 shows all types to be relatively unpredictable phenomena with the different categories showing little correlation with the other types. The 2 instances where trends were close were in March, with 2 Deadly Force incidents, and 3 incidents each of Serious Injury and Firearm Discharged, and August, which had no Deadly Force or Serious Injuries, but 2 Firearms discharged.



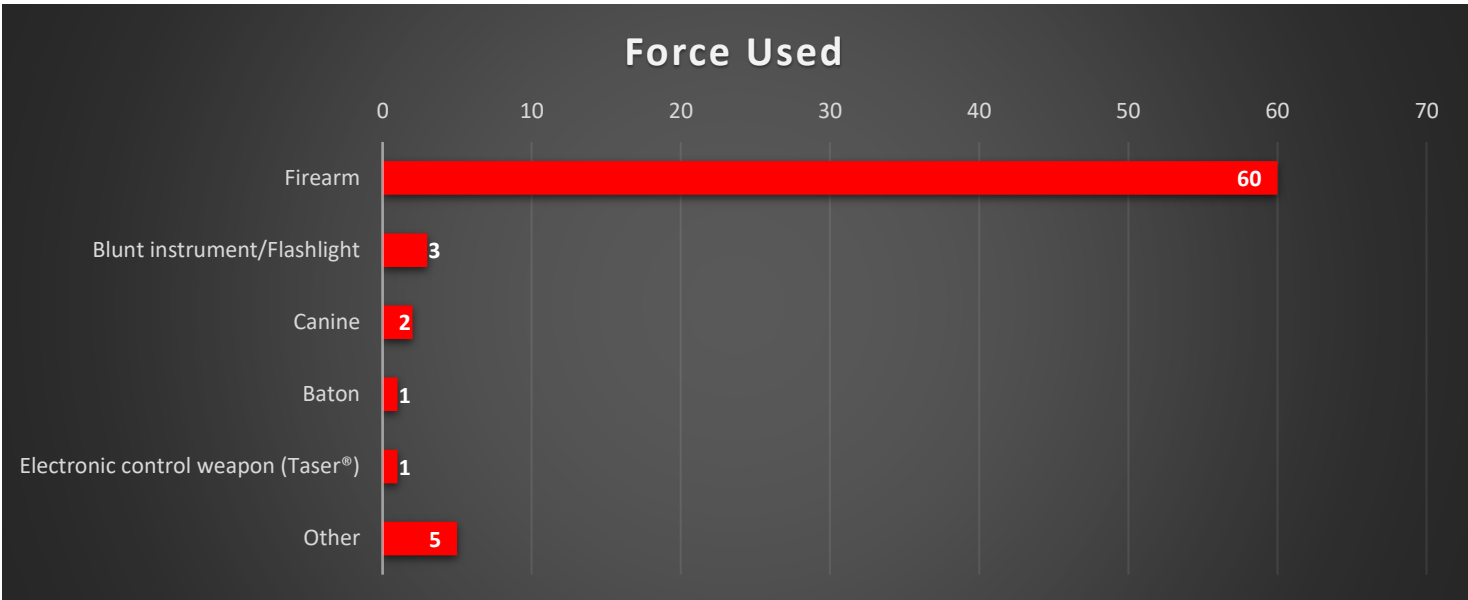
One of the aspects tracked in a Use of Force incident is the circumstances under which initial contact was made. Of these categories, the most frequently reported for all types was “Response to Unlawful or Suspicious Activity”, comprising nearly half (45.31%) of incidents. Other Initial Contact types that showed a significant occurrence were Traffic Stop at 21.88% and Warrant Service and Other at 10.94% of reports each.



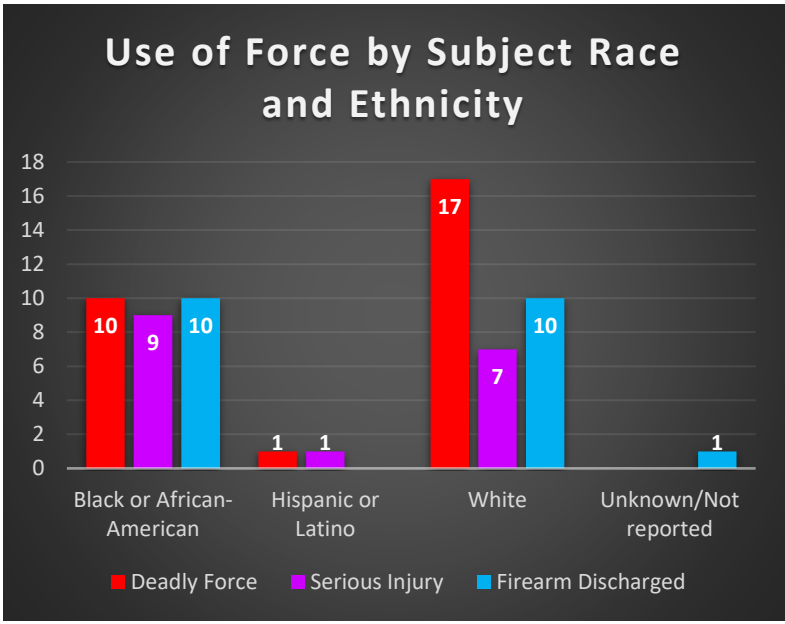
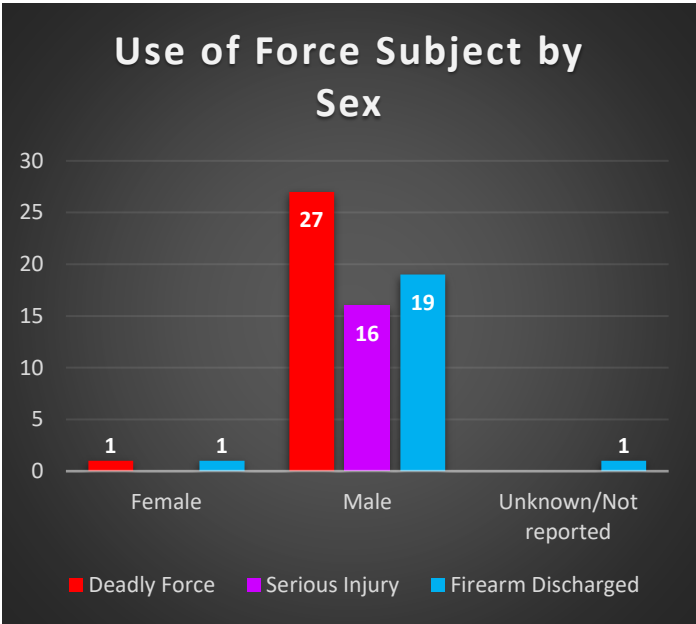
Examining Use of Force incidents by time of day, the most commonly reported time was in the evening with 9:00-11:59pm comprising 28.13%. As the night progresses and goes into early morning, incidents are the lowest with 3:00-5:59am and 6:00-8:59am having 3.13% and 4.69% of incidents respectively.



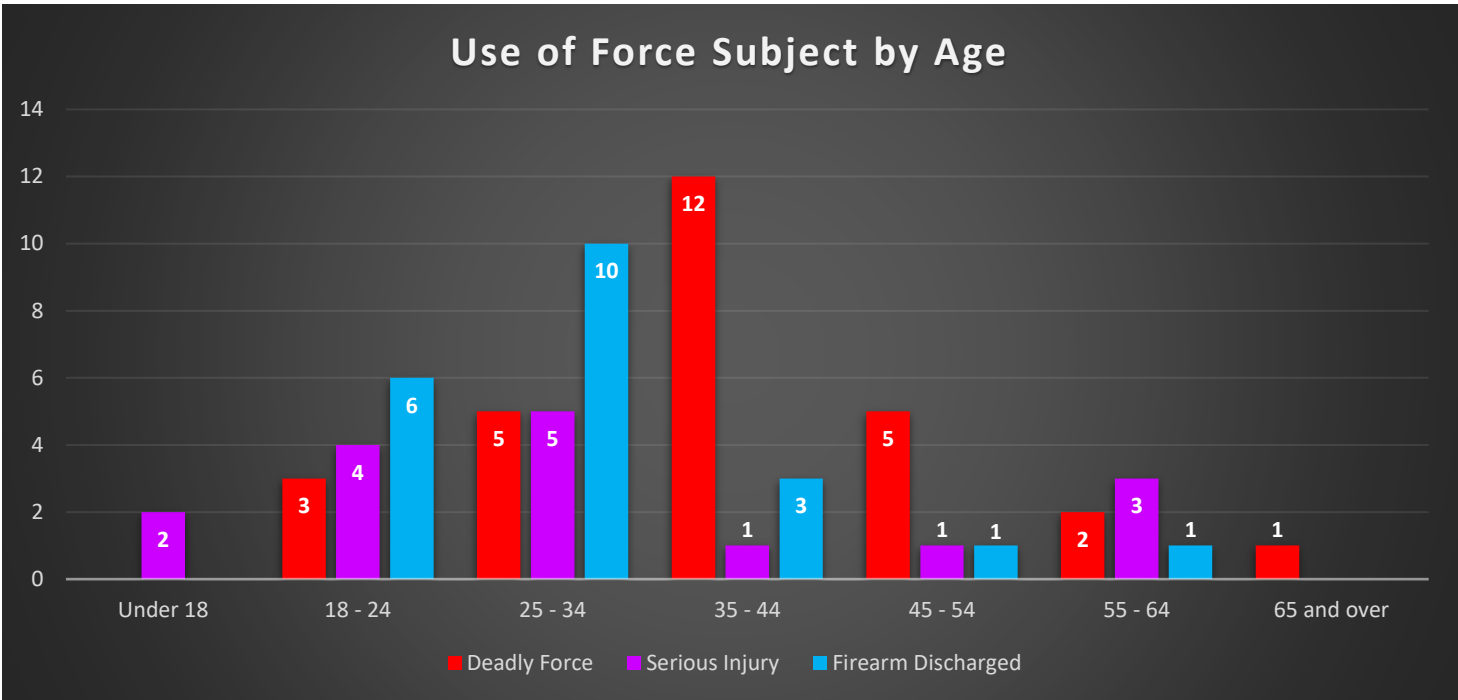
The most commonly reported location type for a Use of Force incident to occur is Highway/Road/Alley/Street/Sidewalk, comprising 53.13% of reports regarding location type. Notably, 67.86% of all Deadly Force incidents occurred on a Highway/Road/Alley/Street/Sidewalk. The other sizably reported locations were Residence/Home and Parking/Drop Lot/Garage at 18.75% and 7.81% respectively.



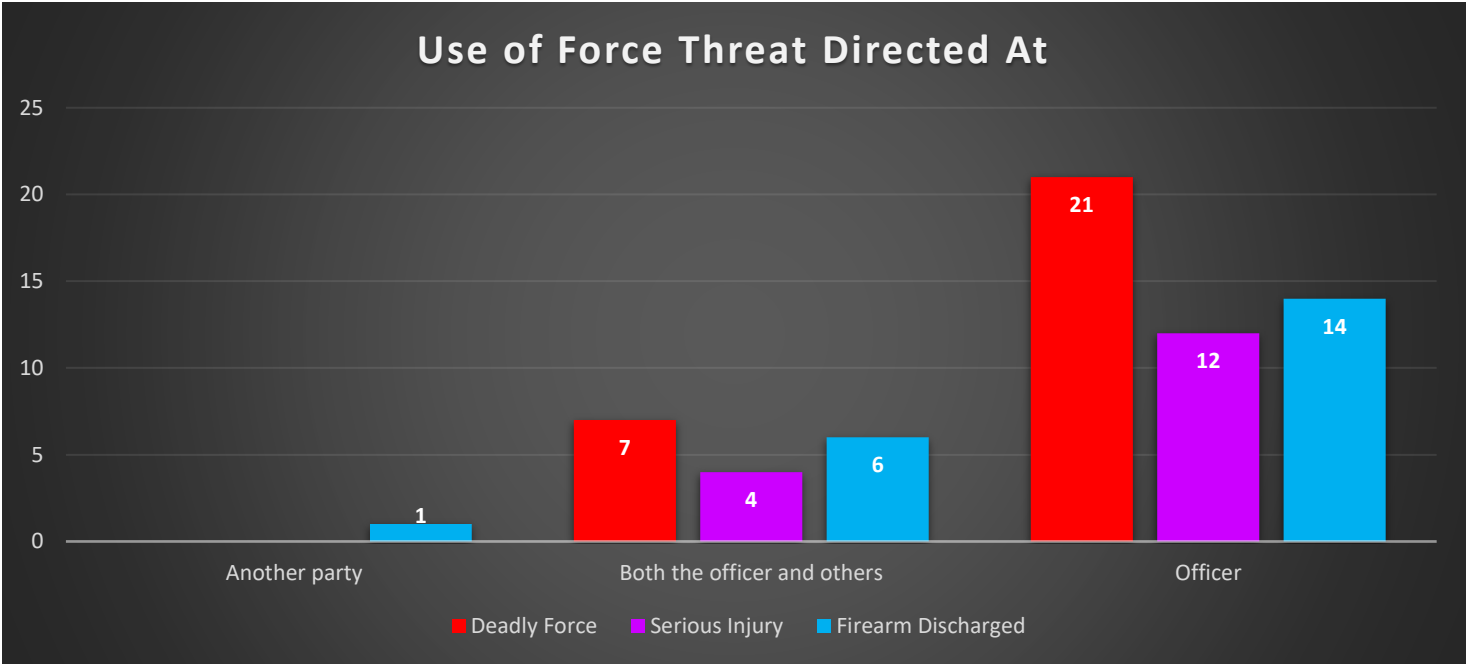
The type of Force Used is a data element that may include multiple types per incident. The category of Firearm is by far the most reported at 83.33% of reported force types. While the numbers in other categories appear low, this program is relatively new, and the TBI is auditing and developing training material to help ensure the accurate reporting of data.



Examining those who were subjected to Use of Force by sex reveals that they are almost entirely composed of Males, at 95.38% of subjects. When looking at the race and ethnicity of those effected, they mainly fell into the categories of White or Black/African-American, both at similar rates, 51.52% and 43.94%.



The ages of those who experienced Use of Force are distributed somewhat unevenly as the age range that experienced incidents the most was 25-34 at 30.77% of reports. However, the highest single group shown were those subjected to Deadly Force in the age bracket of 35-44, comprising 18.46% of reports with just that sole type of force.



Lastly, we examined how subjects were behaving with regard to threatening others prior to the Use of Force. The data reported overwhelmingly shows that a threat was directed solely at a law enforcement officer with that being the case in 72.31% of incidents. In only 1 incident, or 1.54%, was a Use of Force directed toward someone solely threatening another party.

Use of Force by County

Firearm Discharged By County	
County Name	Number of Incidents
Blount	1
Campbell	1
Carter	1
Cheatham	1
Cocke	1
Davidson	3
Houston	1
Knox	2
Marion	1
Shelby	7
Sullivan	1

Serious Injury by County	
County	Number of Incidents
Anderson	1
Bradley	1
Claiborne	1
Coffee	1
Davidson	2
Dickson	1
Hamilton	1
Loudon	1
McMinn	1
Monroe	1
Shelby	5

Deadly Force by County	
County	Number of Incidents
Anderson	1
Blount	1
Bradley	2
Campbell	1
Carter	1
Davidson	5
Grundy	1
Hamilton	1
Jefferson	1
Madison	1
Monroe	2
Shelby	5
Stewart	1
Sullivan	1
Tipton	1
Washington	2
Wilson	1



Tennessee Bureau of Investigation, June 2023 Public Authorization Number 348530, electronic copies only. This publication was promulgated at a cost of \$ 0.00 per copy.