

University of Memphis

University of Memphis Digital Commons

Higher Education County Profiles

Higher Education Commission

1-1-2023

2023 Higher Education County Profile, Tipton County

Tennessee. Higher Education Commission.

Follow this and additional works at: <https://digitalcommons.memphis.edu/govpubs-tn-higher-education-commission-higher-education-county-profiles>

Recommended Citation

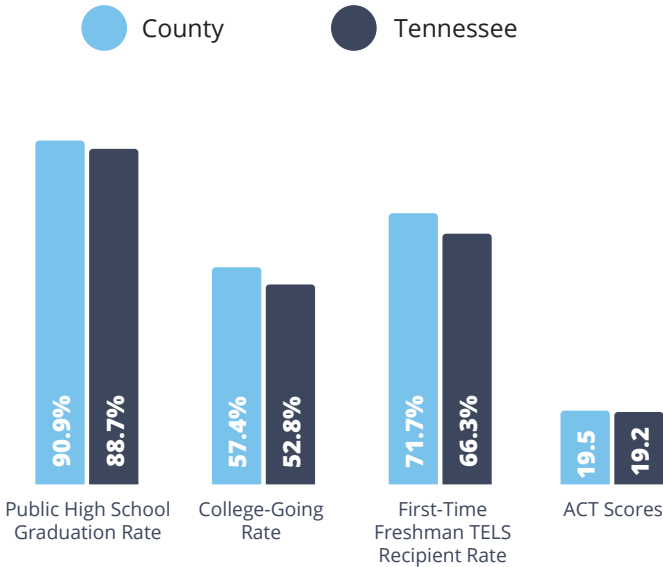
Tennessee. Higher Education Commission., "2023 Higher Education County Profile, Tipton County" (2023). *Higher Education County Profiles*. 2.
<https://digitalcommons.memphis.edu/govpubs-tn-higher-education-commission-higher-education-county-profiles/2>

This Annual Report is brought to you for free and open access by the Higher Education Commission at University of Memphis Digital Commons. It has been accepted for inclusion in Higher Education County Profiles by an authorized administrator of University of Memphis Digital Commons. For more information, please contact khhgerty@memphis.edu.

2023 Higher Education County Profile

Tipton County

Community Education Snapshot



Note: 2021 Public High School Graduation Rate and 2021 Average ACT Scores provided by IDOE. 2021 College-Going Rate and TELS Recipient Rate for Fall 2021 provided by THEC.

Education Attainment Rate (age 25-64)	County	TN
Adults with HS+	89.9%	89.9%
Adults with Some College, No Degree	25.4%	21.0%
Adults with Associate or higher	28.8%	38.0%
Adults with Bachelor's or higher	18.0%	29.8%

Socioeconomic Profile	County	TN
Share of Population in Poverty	11.6%	14.6%
Unemployment Rate	5.3%	5.3%
Population Ages 25-64	32,461	3,542,283
Rate of Population Growth (2020-2022)	1.1%	1.7%
Population Projections (2022-2032)	3.9%	7.2%
Median Household Income	\$62,474	\$54,833

Top Colleges Selected by 2021 High School Graduates

1. Dyersburg State Community College - 143
2. University of Memphis - 71
3. TCAT Covington - 33
4. UT Martin - 31
5. Southwest Tennessee Community College - 15



Top 5 In-Demand Occupations by Highest Median Earnings and Local Workforce Development Area (LWDA)

1. Sales Managers
2. Architectural and Engineering Managers
3. Medical and Health Services Managers
4. Human Resources Managers
5. Engineers, All Other

Note: 2022 Top Occupations are identified annually in the THEC Supply and Demand Report, using data provided by TN Department of Labor and Workforce Development and TN Department of Economic and Community Development. This list represents top five occupations ordered by median mid-career wage. Additional in-demand occupations in the LWDA can be found on THEC's website. For more information on these careers, see O*NET Code Connector.

94.2% filed the FAFSA in 2021-22 as compared to **77.9%** overall in Tennessee.
Note: Overall filing rate for the 2021-22 FAFSA.

57.4% of the class of 2021 in the county enrolled in college immediately following high school, compared to **65.1%** of the class of 2016.

35 additional students must enroll in college to increase the college-going rate by **5 percentage points**.

1 designated VETS Campuses serve the county: Dyersburg State Community College

3.5 financial aid outreach hours spent in 2021-22 with **80** attendees. An additional 25 hours were invested statewide serving an additional 1,733 Tennesseans.

<p>Tennessee Student Assistance Corporation (TSAC) Outreach Specialist</p> <p>Lori Mitchum lori.mitchum@tn.gov</p>	<p>Tennessee Reconnect Navigator</p> <p>Toni Reeves toni.reeves@tn.gov</p>
---	---

Tennessee Student Assistance Award



4,008

FAFSAs Filed



782

Awards



\$1,103,961

Awarded

The TSAA is a state-funded grant program. This scholarship provides non-repayable need-based financial assistance to undergraduate students who are residents of Tennessee. TSAA Awardees must be enrolled or accepted for enrollment, at least part-time, at a public or an eligible non-public postsecondary institution in Tennessee and have an Expected Family Contribution below the eligibility threshold.

Total awarded during 2021-22 academic year.

Tennessee Education Lottery Scholarship Recipients

Scholarship	Recipients
HOPE Scholarship	457
HOPE with GAMS	61
HOPE with Aspire	143
Access Award	<10
Dual Enrollment Grant	495
HOPE Foster Care Grant	-
Non-Traditional Student Scholarship	<10
Wilder-Naifeh Technical Skills Grant	222
Total Amount Awarded	\$3,996,051



695

public high school seniors applied for Tennessee Promise in the 2020-21 school year. **28.2%** of those applicants enrolled as part of the Tennessee Promise program in the 2021-22 school year.



189

grant applications for Tennessee Reconnect were received for the 2021-22 school year. A total of **28** Reconnectors were served by Tennessee Reconnect Communities.



3

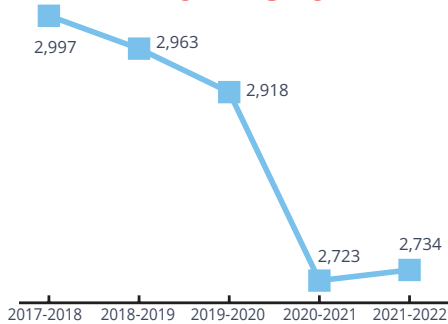
schools participated in Path to College, which provides resources and information to students, building a college-going culture in their schools.



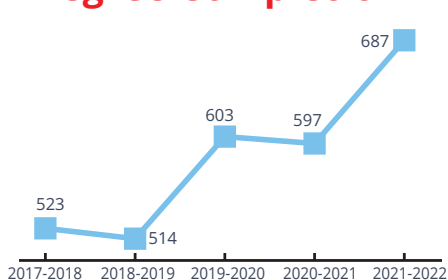
305

high school seniors in the 2020-21 school year received a Dual Enrollment Grant at a public college or university. **66.6%** of those students enrolled in public postsecondary in the 2021-22 school year.

Undergraduate Enrollment



Undergraduate Degree Completion



These graphs represent TCATs, public community colleges, and universities.

Grant Programs in Tipton County

GIVE 2.0 Community Grants - TCAT Northwest - Building Construction and Maintenance Vocational Consortium Project - \$1,000,000 The Governor's Investment in Vocational Education (GIVE) is designed to foster long-term regional partnerships between Tennessee Colleges of Applied Technology (TCATs), community colleges, industry, economic development/workforce agencies, and K-12 to identify and address "skills gaps" in local workforce pools. Through a competitive grant process, grants of up to \$1 million were made available to local collaboratives for periods of up to thirty (30) months to facilitate the development and implementation of employer-driven career pathways that include both K-12 local education agencies (LEAs) and higher education institutions.

SPARC Grants - \$95,158 Supporting Postsecondary Access in Rural Communities (SPARC) grants provide funds for K-12 Career and Technical Education Departments to align program offerings to industry needs and postsecondary education, increase early postsecondary opportunities, and increase work-based learning opportunities.

Veterans Reconnect Grant - Dyersburg State Community College - \$30,000 - 78 Students Served

Veterans Reconnect Grant - TCAT Covington - \$5,000 The FY 2021-23 competitive Veteran Reconnect Grant gave all Tennessee Board of Regent institutions the capability to provide Student Veterans and military family members a one-time Military Transition Grant of up to \$300. The micro-grant will assist those students with a financial need in hopes that they persist in their academic studies. More opportunities to fund veteran education initiatives are currently being planned.

Date Completed 1/1/2023. Due to the unique nature of the 2021-2022 academic year, several data points may not be comparable with past profiles.