

University of Memphis

University of Memphis Digital Commons

Higher Education County Profiles

Higher Education Commission

1-1-2023

2023 Higher Education County Profile, Sullivan County

Tennessee. Higher Education Commission.

Follow this and additional works at: <https://digitalcommons.memphis.edu/govpubs-tn-higher-education-commission-higher-education-county-profiles>

Recommended Citation

Tennessee. Higher Education Commission., "2023 Higher Education County Profile, Sullivan County" (2023). *Higher Education County Profiles*. 11.

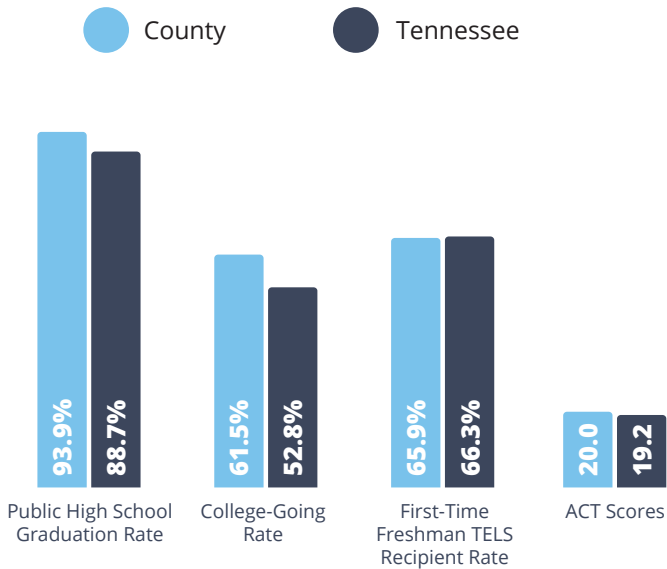
<https://digitalcommons.memphis.edu/govpubs-tn-higher-education-commission-higher-education-county-profiles/11>

This Annual Report is brought to you for free and open access by the Higher Education Commission at University of Memphis Digital Commons. It has been accepted for inclusion in Higher Education County Profiles by an authorized administrator of University of Memphis Digital Commons. For more information, please contact khhgerty@memphis.edu.

2023 Higher Education County Profile

Sullivan County

Community Education Snapshot



Note: 2021 Public High School Graduation Rate and 2021 Average ACT Scores provided by [IDOE](#). 2021 College-Going Rate and TELS Recipient Rate for Fall 2021 provided by [THEC](#).

Education Attainment Rate (age 25-64)	County	TN
Adults with HS+	89.5%	89.9%
Adults with Some College, No Degree	20.9%	21.0%
Adults with Associate or higher	35.5%	38.0%
Adults with Bachelor's or higher	25.5%	29.8%

Socioeconomic Profile	County	TN
Share of Population in Poverty	15.5%	14.6%
Unemployment Rate	6.5%	5.3%
Population Ages 25-64	80,720	3,542,283
Rate of Population Growth (2020-2022)	0.5%	1.7%
Population Projections (2022-2032)	0.7%	7.2%
Median Household Income	\$47,438	\$54,833

Top Colleges Selected by 2021 High School Graduates

- Northeast State Community College - 382
- East Tennessee State University - 210
- UT Knoxville - 84
- King University - 22
- TCAT Elizabethton - 20



Top 5 In-Demand Occupations by Highest Median Earnings and Local Workforce Development Area (LWDA)

- Veterinarians
- Mechanical Engineers
- Civil Engineers
- Engineers, All Other
- Electronics Engineers, Except Computer

Note: 2022 Top Occupations are identified annually in the [THEC Supply and Demand Report](#), using data provided by TN Department of Labor and Workforce Development and TN Department of Economic and Community Development. This list represents top five occupations ordered by median mid-career wage. Additional in-demand occupations in the LWDA can be found on [THEC's website](#). For more information on these careers, see [O*NET Code Connector](#).

78.5%

filed the FAFSA in 2021-22 as compared to **77.9%** overall in Tennessee.

Note: Overall filing rate for the 2021-22 FAFSA.

61.5%

of the class of 2021 in the county enrolled in college immediately following high school, compared to **68.6%** of the class of 2016.

77

additional students must enroll in college to increase the college-going rate by **5 percentage points**.

1

designated VETS Campuses serve the county: Northeast State Community College

43.5

financial aid outreach hours spent in 2021-22 with **936** attendees. An additional 25 hours were invested statewide serving an additional 1,733 Tennesseans.

Tennessee Student Assistance Corporation (TSAC) Outreach Specialist

Erika Adams
erika.adams@tn.gov

Tennessee Reconnect Navigator

Whitney McLaughlin
whitney.mclaughlin@tn.gov

Tennessee Student Assistance Award



8,406

FAFSAs Filed



1,733

Awards



\$2,630,046

Awarded

The TSAA is a state-funded grant program. This scholarship provides non-repayable need-based financial assistance to undergraduate students who are residents of Tennessee. TSAA Awardees must be enrolled or accepted for enrollment, at least part-time, at a public or an eligible non-public postsecondary institution in Tennessee and have an Expected Family Contribution below the eligibility threshold.

Total awarded during 2021-22 academic year.

Tennessee Education Lottery Scholarship Recipients

Scholarship	Recipients
HOPE Scholarship	1,132
HOPE with GAMS	275
HOPE with Aspire	412
Access Award	<10
Dual Enrollment Grant	654
HOPE Foster Care Grant	<10
Non-Traditional Student Scholarship	11
Wilder-Naifeh Technical Skills Grant	125
Total Amount Awarded	\$9,407,935



1,389

public high school seniors applied for Tennessee Promise in the 2020-21 school year. **29.2%** of those applicants enrolled as part of the Tennessee Promise program in the 2021-22 school year.



441

grant applications for Tennessee Reconnect were received for the 2021-22 school year. A total of **147** Reconnectors were served by Tennessee Reconnect Communities.



11

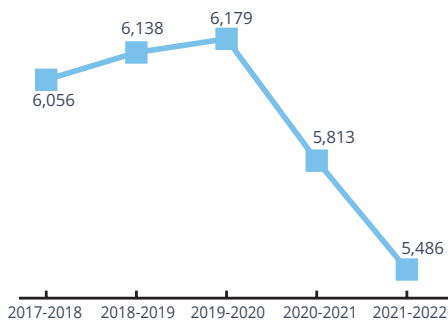
schools participated in Path to College, which provides resources and information to students, building a college-going culture in their schools.



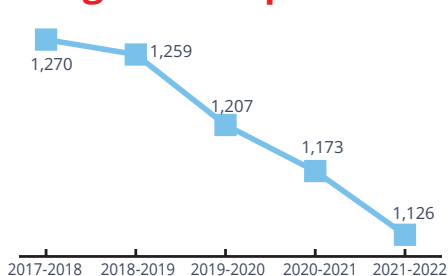
535

high school seniors in the 2020-21 school year received a Dual Enrollment Grant at a public college or university. **70.7%** of those students enrolled in public postsecondary in the 2021-22 school year.

Undergraduate Enrollment



Undergraduate Degree Completion



These graphs represent TCATs, public community colleges, and universities.

Grant Programs in Sullivan County

GIVE 2.0 Community Grants - Northeast State Community College - Automotive & Aviation Certificates for Employability (AAE) - \$999,419

GIVE 2.0 Community Grants - TCAT Elizabethton - Northeast Tennessee STEM to Work - \$1,000,000 The Governor's Investment in Vocational Education (GIVE) is designed to foster long-term regional partnerships between Tennessee Colleges of Applied Technology (TCATs), community colleges, industry, economic development/workforce agencies, and K-12 to identify and address "skills gaps" in local workforce pools. Through a competitive grant process, grants of up to \$1 million were made available to local collaboratives for periods of up to thirty (30) months to facilitate the development and implementation of employer-driven career pathways that include both K-12 local education agencies (LEAs) and higher education institutions.

SPARC Grants - \$95,158 Supporting Postsecondary Access in Rural Communities (SPARC) grants provide funds for K-12 Career and Technical Education Departments to align program offerings to industry needs and postsecondary education, increase early postsecondary opportunities, and increase work-based learning opportunities.

Veterans Reconnect Grant - Northeast State Community College - \$30,000 - 795 Students Served

Veterans Reconnect Grant - TCAT Elizabethton - \$5,000 The FY 2021-23 competitive Veteran Reconnect Grant gave all Tennessee Board of Regent institutions the capability to provide Student Veterans and military family members a one-time Military Transition Grant of up to \$300. The micro-grant will assist those students with a financial need in hopes that they persist in their academic studies. More opportunities to fund veteran education initiatives are currently being planned.

Veterans Reconnect Grant - Northeast State Community College - \$63,288 - 770 Students Served

The FY 2023-25 competitive Veteran Reconnect Grant allowed institutions to propose research measures supporting Student Veterans and military families in higher education. Research can include analyzing peer mentor programs or tutoring services, veterans resource centers, and the transition out of the military life onto campus.

Date Completed 1/1/2023. Due to the unique nature of the 2021-2022 academic year, several data points may not be comparable with past profiles.